

# SHS-2920 brief manual



1. Register secret number (4~12 digits)

Register button -> password -> \* button

2. Register keytag

Register button -> keytag touch -> Register button

All keytags must be registered together. If new keytags are registered, former registered keytags will be deleted automatically.

3. Open door from outside by Password.

\*\* Double secret mode (Show two digit numbers randomly before password)

Touch pad -> Touch Two random digit numbers -> Password -> \* button

\*\* Normal mode

Touch pad -> Password -> \* button

(If you touch wrong password by mistake, then, touch , you can restart)

4. Open door from outside by Keytag

5. Double secret mode setting (Initially Double secret mode is setted from the factory)

Register button -> 7 -> \* button (On mode)

Register button -> 9 -> \* button (Off mode)

6. Double register mode setting (password + keytag = open)

Register button -> 4 -> \* button (On mode)

Register button -> 6 -> \* button (Off mode)

(To use this Double register mode, one more keytag was already registered)

## 7. Lock automatically or manually

Automatic locking



Manual locking



Automatic – Automatically locking two seconds later after closed door.

Manual – It does not lock after closed door. For locking,

1. Touch the front pad or 2. Push inside Open button

## 8. Volume

Silent : Register button -> 0 -> \* button

Low sound : Register button -> 1 -> \* button

Middle sound : Register button -> 2 -> \* button

High sound : Register button -> 3 -> \* button

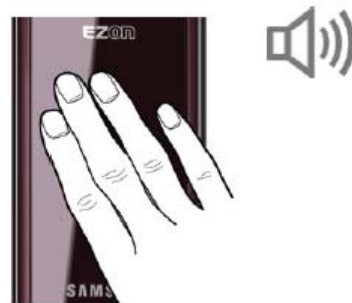

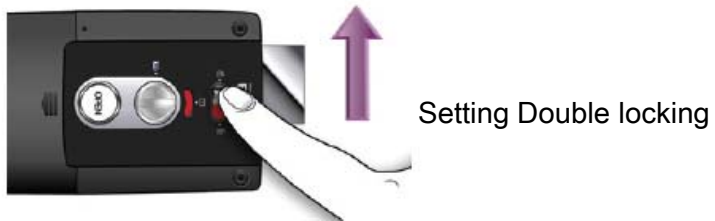
(Initially Middle sound from the factory)



## 9. Double locking

The double locking function prevents opening of a locked door from outside.

Register button -> password -> \* button



- The double locking sound is generated and the door lock can not be opened from outside